

Image not found

[L'atelier Canson](https://www.cansonstudio.com/sites/all/themes/passerelle/cansonconseils/logo.png)

Published on *L'atelier Canson* (<https://www.cansonstudio.com>)

[Home](#) > Manga: Drawing meshes

Image not found

https://www.cansonstudio.com/sites/all/themes/passerelle/cansonconseils/canson_commons/images/btn-prece.png



[Return to article list](#) [1]

Manga: Drawing meshes

Image not found

[Twitter icon](https://www.cansonstudio.com/sites/all/modules/socialmedia/icons/levelten/glossy/32x32/twitter.png) [2]



https://www.cansonstudio.com/sites/all/themes/passerelle/cansonconseils/canson_commons/images/article-fav.png

[Professional Tips](#) [5]

Rate this article

Give Manga: Drawing meshes 4/5 ?

Rate

Image not found

<https://www.cansonstudio.com/sites/default/files/manga/manga-015-A.jpg>



Creating meshes in manga?? What's that about? This is a more or less elaborate technique that allows you to add texture and density to your settings.

What you need to know

A mesh is a set of superimposed rectangles inside of which you draw a grid.

Too many superimpositions create areas that are too dark. Conversely, you shouldn't leave white areas. Here's the solution for getting the right results: Practice!

1. Two, three or four line mesh



Start off with the help of a ruler. Over time you'll be able to draw the lines freehand.

Step 1: overlay your rectangles

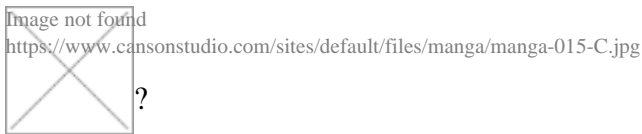
- Draw your first rectangle with a pencil blue.
- Starting from that rectangle, add others, overlaying in all directions until you've filled in the whole area.

Note! Make sure all the rectangles have the same dimensions.

Step 2: add the mesh to each rectangle

The key to success: keep the same space between lines for a consistent rendering.

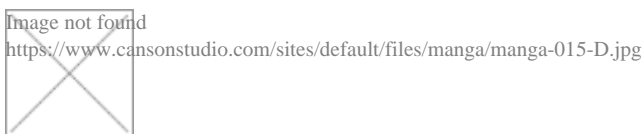
- **Two line mesh:** draw vertical very perpendicular horizontal lines.
- **Three line mesh:** vertical lines + horizontal lines + diagonal lines.
- **Four line mesh:** vertical lines + horizontal lines + diagonal lines. + reverse diagonal lines.



2. Shaded mesh

There are two solutions for creating shaded meshes:

- using several kinds of mesh, from darkest, with 4 lines, to lightest, with 2 lines;
- varying the density of the rectangles and lines in the rectangles: the more rectangles and lines there are, the darker the rendering. And conversely!



Suggested products

Canson® XL® Bristol




image not found
https://www.cansonstudio.com/sites/default/files/styles/miniature___lire_aussi/public/manga-xlbristol.jpg?itok=qBRxL0DQ

Image not found

https://www.cansonstudio.com/sites/all/themes/passerelle/cansonconseils/canson_commons/images/link-a-arrow.png



[VIEW THIS PRODUCT](#) [6]

See also

Manga: Drawing hair

Dessiner les cheveux

Image not found

https://www.cansonstudio.com/sites/default/files/styles/miniature___lire_aussi/public/manga-016.jpg?itok=-uQmNh5D

Mangakas give their characters a lot of hair. Learn how to draw it to make your hero come alive!

Image not found

https://www.cansonstudio.com/sites/all/themes/passerelle/cansonconseils/canson_commons/images/link-a-arrow.png



[DISCOVER](#) [7]

Manga: Drawing faces

Dessiner les visages

Image not found

https://www.cansonstudio.com/sites/default/files/styles/miniature___lire_aussi/public/manga-017.jpg?itok=04Vu-7KG

Enormous, lively eyes are characteristic of manga characters. Making the most of their size allows you to create a broad palette of emotions. Every mangaka has his own style: it's up to you to create yours!

Image not found

https://www.cansonstudio.com/sites/all/themes/passerelle/cansonconseils/canson_commons/images/link-a-arrow.png



[DISCOVER](#) [8]

Links

[1] <https://www.cansonstudio.com/technique/manga>

- [2] //twitter.com/share?url=https://www.lateliercanson.es/printpdf/632&text=Manga: Drawing meshes
https://www.lateliercanson.es/printpdf/632 via @CansonPaper
- [3] https://www.cansonstudio.com/printpdf/632
- [4] https://www.cansonstudio.com/print/632
- [5] https://www.cansonstudio.com/professional-tips
- [6] http://en.canson.com/drawing-sketch/canson-xl-bristol
- [7] https://www.cansonstudio.com/manga-drawing-hair
- [8] https://www.cansonstudio.com/manga-drawing-faces